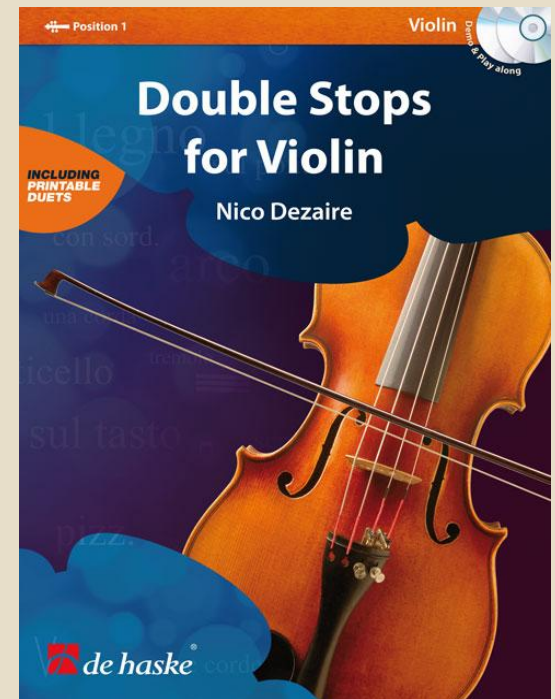



The use of CDs in Music Lessons



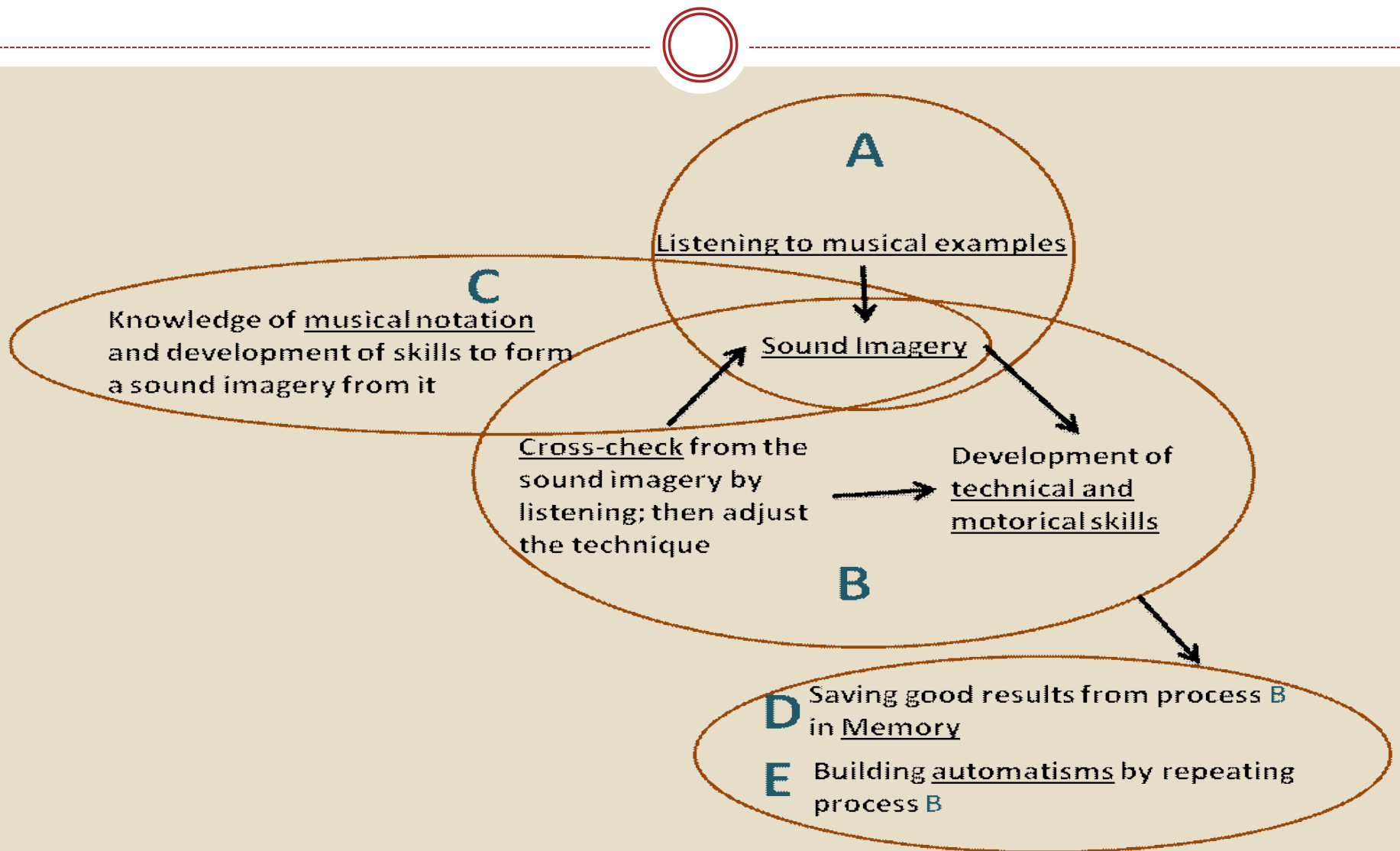
NICO DEZAIRE (1965)



Books from my Childhood



Musical development and the playing process



Other skills




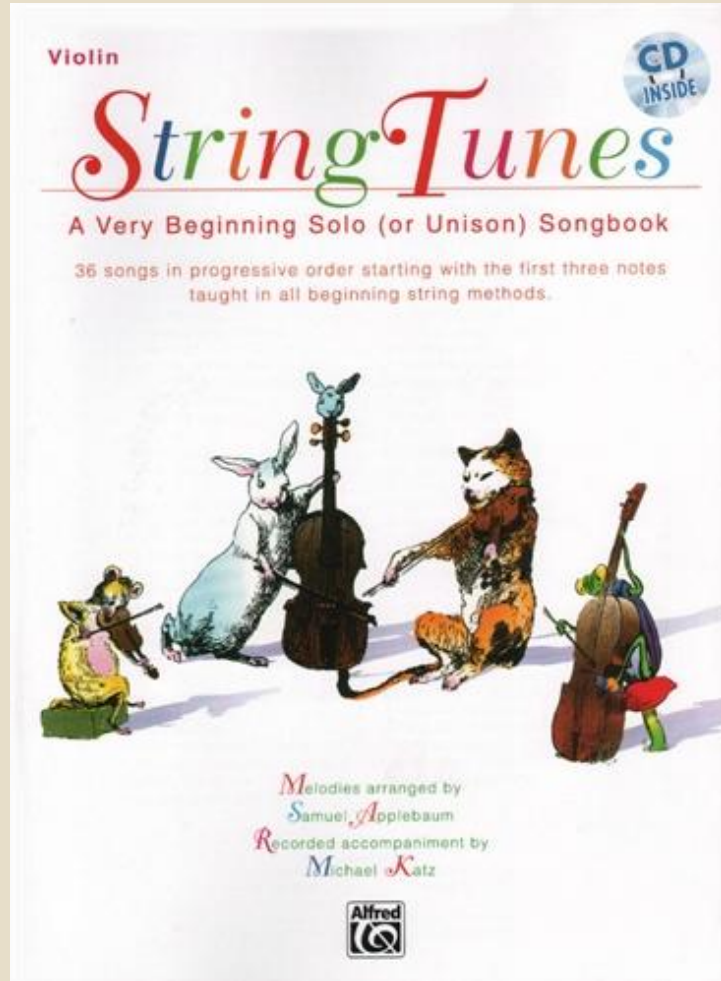
- A. Basic knowledge of Music
- B. Knowledge of the functioning of your own instrument
- C. Knowledge how to study efficiently
- D. Development of musical expression
- E. Development of musical creativity
- F. Psychological growth (self-confidence, concentration, persistence...)

Musical Examples



You
Tube

Early books with CD



Advantages of using play-along CDs



A. From the musical elements

1. Movement (rhythm, measure, meter, tempo)
2. Melody
3. Harmony
4. Dynamics
5. Sound/Timbre
6. Articulation

B. Understanding sheet music by relating to the sounding music

C. To be able to play other musical styles than classical music

D. Psychological Development

1. Motivation
2. Perseverance and concentration

Küchler op. 11 2nd movement,
bar 5-13

Original version, melody

Violin

Piano

Detailed description: This system shows the original version of the melody for the first system (bars 5-13). The Violin part is in treble clef with a key signature of one flat (B-flat major) and a time signature of 3/4. The melody begins with a piano (p) dynamic and a fermata over the first measure. The Piano accompaniment is shown in grand staff notation (treble and bass clefs) with a whole rest in both staves for all measures.

16 Original version, melody and harmony, tonality C major

Violin

Piano

Detailed description: This system shows the original version of the melody and harmony for the second system (bars 16-22). The Violin part continues in treble clef with a key signature of one flat. The Piano accompaniment is in grand staff notation, providing harmonic support with chords and moving lines in both hands.

18 Alternative version, original melody, harmonisation in a minor

Violin

Piano

Detailed description: This system shows an alternative version of the melody and harmony for the second system (bars 18-22). The Violin part is in treble clef with a key signature of two flats (B-flat major). The Piano accompaniment is in grand staff notation, featuring a different harmonic texture compared to the original version.

23

Violin

Piano

Detailed description: This system shows the original version of the melody and harmony for the third system (bars 23-29). The Violin part is in treble clef with a key signature of one flat. The Piano accompaniment is in grand staff notation, continuing the harmonic development.

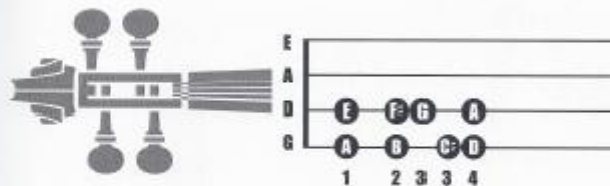
Study plan for working with books with CDs



1. Listen to demo track and read the sheet music with it
2. Study the song without CD, up to a certain control is achieved
3. Listen again to the demo track
4. Now try to play along with the CD, which can be done first with the demo track, then with the play-along track
5. Is the tempo still too fast, practice using “windows media player” at a slower tempo

COMBINATION FINGERING 3 AND 1 (DIATONIC): NOTES ON THE G AND D STRING

First, name the notes in the exercise



EXERCISE

The exercise consists of two staves of music in 4/4 time. The first staff contains the notes G, A, B, C, D, G, A, B, C, D. The second staff contains the notes D, E, F, G, A, D, E, F, G, A. Fingerings are indicated above the notes: 1 for G, 2 for A, 3 for B, 3 for C, 4 for D, 0 for G, 1 for A, 2 for B, 3 for C, 4 for D, 0 for D, 1 for E, 2 for F, 3 for G, 4 for A, 0 for D, 1 for E, 2 for F, 3 for G, 4 for A.

68 2

18 SKIP TO MY LOU

American folk song, arr Nico Dezalre

The musical notation for 'Skip to My Lou' consists of four staves in 2/4 time. The first staff starts with a 4-measure rest followed by notes G, A, B, C, D, G, A, B, C, D. The second staff contains notes D, E, F, G, A, D, E, F, G, A. The third and fourth staves continue the melody with notes G, A, B, C, D, G, A, B, C, D. Fingerings are indicated above the notes: 4 for G, 1 for A, 2 for B, 3 for C, 4 for D, 0 for G, 1 for A, 2 for B, 3 for C, 4 for D, 0 for D, 1 for E, 2 for F, 3 for G, 4 for A, 0 for D, 1 for E, 2 for F, 3 for G, 4 for A.

Slower playing CDs (Windows Media Player)




- A. Start the pc or laptop, insert the original CD, start “Windows Media Player” (Windows 7 or newer)
- B. **Rip** the CD (or a part of it), add the songs to your playlists
- C. Important: **remove the CD from the laptop/pc now** (otherwise the CD will be directly read and not through the library; the playback feature that lets you customize the speed does not work)
- D. Choose the desired piece that you want to exercise from the **library**
- E. Switch to the “**playback-mode**” by clicking on the icon at the bottom right
- F. Now you are in **playback mode: right click somewhere in the screen**
- G. Choose **options**
- H. Click on **play speed settings**
- I. At the top, left, a window appears in which you can speed up and slow down the playback speed, by dragging the dash or by clicking. The pitch remains constant.

Notes




- Some CDs give a distorted sound, but you can slow down most CDs to about 80% or even slower, this is a matter of trying. There are other programs such as "The amazing slow downer" but these are not free. Sometimes you have to repeat the actions a few times and then suddenly you get a good sound!
- Make sure that the **speakers**, you link to your pc or laptop have enough sound quality and volume so you can hear the CD whilst playing.
- Mac/Apple has no WMP, but the "Windows Media Player" program can be bought separately and applied also.

Stimulate practicing with CDs



Overview of books with CDs

- Position Series: violin 7 books (position 1-8) / viola 6 books (position 1-5)




- Double Stops for Violin (first position)



Overview of books with CDs (2)

- Selected Studies: violin 3 books / viola 2 books




- Recital Pieces: several books for example "Tango Delight", "Play Klezmer"



Overview of books with CDs (3)

- De Haske String Orchestra Series: 4 books



More information?



- www.nicodezaire.com
- www.musicshopeurope.com
- www.dehaske.com